

Sensor-switched LED indoor light - Professional Line

RS PRO 5100 SC 5C

5 Core (5-core through-wiring)

EAN 4007841 079185

Article number 079185



LED

36 years (Ø 4,5h / day)



Bluetooth

4000 K

4000K neutral white



high frequency sensor 360°



max. Ø 10 m



0 - 100% basic light



0 - 100% main light brightness



2 - 2000 lux



5 sec - 60 min



shock proof IK07

Function description

Sensor LED indoor light with 5-core through-wiring. Robust, highly functional, child's play to install, wireless to network and ultimately convenient to adjust via smartphone. 360° high-frequency sensor, 10 m range. With 4250 lm at 31 W and 4000 K. No unintentional switch-off thanks to presence mode.

RS PRO 5100 SC 5C

5 Core (5-core through-wiring)

EAN 4007841 079185

Article number 079185



Technical specifications

Dimensions (L x W x H)	1370 x 87 x 58 mm
With motion detector	Yes
Manufacturer's Warranty	5 years
Settings via	Bluetooth
Version	5 Core (5-core through-wiring)
PU1, EAN	4007841079185
Colour	grey
Installation site	wall, ceiling
Installation	Wall, Ceiling, Surface wiring
Impact resistance	IK07
IP-rating	IP65
Protection class	II
Ambient temperature	from -20 up to 40 °C
Housing material	Plastic
Cover material	Plastic, structured
Mains power supply	220 – 240 V / 50 – 60 Hz
Power consumption	0,41 W
Mounting height max.	4,00 m
Electronic scalability	Yes
Transmitter power	< 1 mW
Luminous flux total product	4250 lm
Total product efficiency	137 lm/W
Colour temperature	4000 K
Colour variation LED	SDCM3
Lamp	LED cannot be replaced

LED cooling system	Passive Thermo Control
Twilight setting	2 – 2000 lx
Time setting	5 s – 60 Min.
Basic light level function	Yes
Basic light level function time	1-60 min
Main light adjustable	0 - 100 %
Interconnection	Yes
Interconnection via	Bluetooth Mesh
Lifetime LED according to IEC-62717 (L70)	100.000 h
Lifetime LED according to IEC-62717 (L80)	68.000 h
Lebensdauer LED nach IES TM-21 (L70)	>60.000 h
Lifetime LED according to IES TM-21 (L80)	>60.000 h
Fuse protection B10	41
Fuse protection B16	65
Fuse protection C10	67
Fuse protection C16	108
Basic light level function in per cent	0 – 100 %
Output	31 W
Colour Rendering Index CRI	= 82
Photobiological safety in accordance with EN 62471	RG1
Starting current, maximum	14,8 A
Angle of aperture	160 °
Detection angle	360 °
Product category	Sensor-switched LED indoor light

Accessories

EAN 4007841 084653

Wireless push button PB2-Bluetooth

EAN 4007841 084660

Wireless push button PB4-Bluetooth

RS PRO 5100 SC 5C

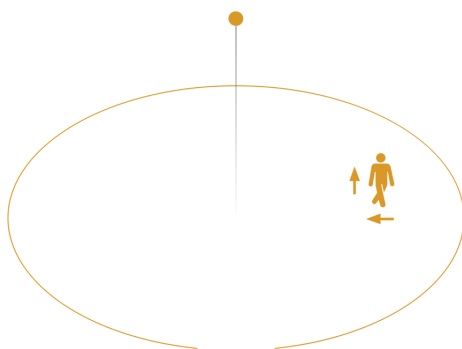
5 Core (5-core through-wiring)

EAN 4007841 079185

Article number 079185



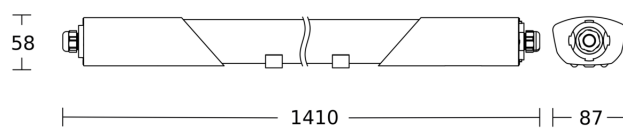
Detection Zone



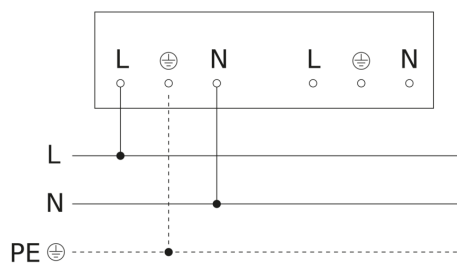
Possible mounting height: – 4,00 m

Orange: radial and tangential

Dimension Drawing



Master circuit diagram



RS PRO 5100 SC 5C

5 Core (5-core through-wiring)

EAN 4007841 079185

Article number 079185



Master/slave and master/master interconnection circuit diagram

